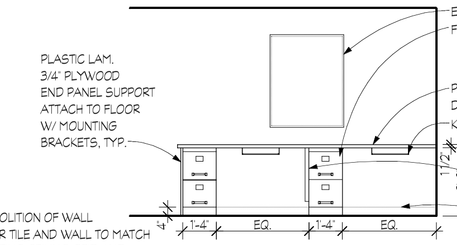

1 A1 DESK ELEVATION (ALT 2)
SCALE 1/4'= 1'-0"

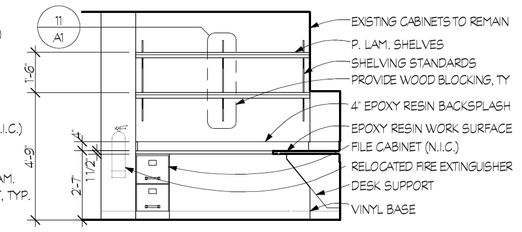

2 A1 DESK ELEVATION
SCALE 1/4'= 1'-0"

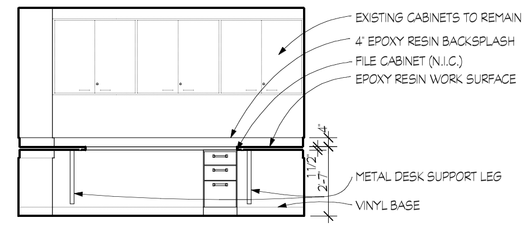

3 A1 DESK ELEVATION
SCALE 1/4'= 1'-0"

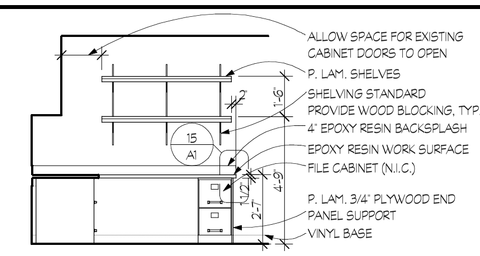

4 A1 DESK ELEVATION
SCALE 1/4'= 1'-0"

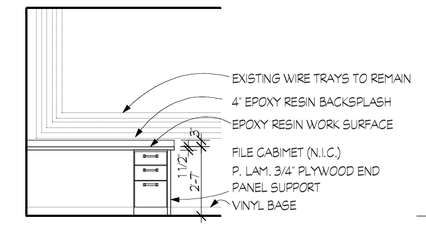

5 A1 DESK ELEVATION
SCALE 1/4'= 1'-0"

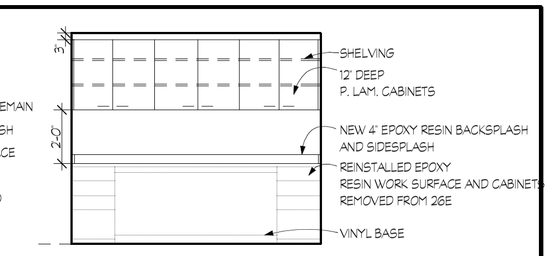

6 A1 CABINET ELEVATION
SCALE 1/4'= 1'-0"

ALTERNATE 1:

SHALL CONSIST OF DEMOLITION OF WALL INDICATED. PATCH FLOOR TILE AND WALL TO MATCH EXISTING. REMOVE EXISTING CEILING GRID AND TILES AND REMOVE AND STORE LIGHT FIXTURES. REMOVE BASE. INSTALL CEILING GRID WITH STORED LIGHT FIXTURES. INSTALL NEW BASE.

ALTERNATE 2:

SHALL CONSIST OF NEW DESKTOP IN ROOM 26B INDICATED ON DRAWINGS.

MILLWORK NOTES:

PROVIDE AWI CUSTOM GRADE OVERLAY DESIGN CABINETS WITH PLASTIC LAMINATE. PANELS SHALL BE 3/4" THICK MINIMUM HARDBOARD PLYWOOD. CABINET INTERIORS SHALL HAVE PLASTIC LAMINATE.

HARDWARE SHALL CONSIST OF 4" BRUSHED STAINLESS STEEL WIRE PULLS, BRUSHED STAINLESS STEEL SEMI-CONCEALED PIN TYPE HINGES, HEAVY DUTY SIDE MOUNTING GLIDE TYPE DRAWER HARDWARE, DOUBLE MAGNET CATCHES, AND SHELVING BRACKET AND STANDARDS: BASED ON KNAPE & VOGT FLANGE BRACKET #183 AND STANDARDS #83. PROVIDE SHOP DRAWINGS FOR ARCHITECT VERIFICATION. PROVIDE LEDGERS AND BLOCKING AS REQUIRED TO SUPPORT DESKTOPS.

FINISH NOTES:

PROVIDE PAINT PRODUCTS BY PITTSBURG PAINT, NO SUBSTITUTIONS.

PAINT GYPBOARD WALLS WITH (1) COAT OF LATEX PRIMER AND (2) COATS OF ACRYLIC LATEX FINISH PAINT, SEMI GLOSS FINISH.

PAINT HOLLOW METAL FRAMES WITH (2) COATS ACRYLIC LATEX FINISH PAINT OVER FACTORY PRIMER, SEMI GLOSS FINISH.

ACOUSTIC PANEL CEILING (APC): 1 15/16" PAINTED METAL GRID, MATCH EXISTING CEILING TILE (SIMILAR TO USG 'OMNI')

PAINT ALL NEW AND EXISTING WORK THROUGHOUT THE 'AREA OF RENOVATION' UNLESS INDICATED OTHERWISE. REPAINT CUT AND PATCH AREAS. COLORS TO MATCH EXISTING.

HOLLOW METAL DOOR AND FRAME NOTES:

DOORS SHALL BE 1 3/4" THICK, 18 GAUGE, SEAMLESS, COLDROLLED STEEL SHEET FACES. PROVIDE 1/4" TEMPERED GLASS WITH FLUSH TYPE STOPS.

HOLLOW METAL FRAMES SHALL BE MITERED CORNER, FULLY WELDED, 16 GAUGE COLD ROLLED STEEL. WRAP AROUND TYPE, WITH 2' SIGHT LINE. FACTORY PRIMED AND FIELD PAINTED. MACHINE AND PREPARE FOR MORTISE HARDWARE. REINFORCE FOR SURFACE APPLIED HARDWARE. PROVIDE ANCHORS AS REQUIRED FOR WALL INSTALLATION. THROAT DIMENSIONS BASED ON FINISH THICKNESS OF WALL. FRAMES SHALL WRAP SNUGLY AROUND WALL (PROVIDE THROAT FILLER STRIPS IF NECESSARY). NOTES. PROVIDE THREE (3) DOOR SILENCERS PER DOOR LEAF, TYP.

HARDWARE NOTES:

HINGES: (3) PER DOOR. BRUSHED STAINLESS STEEL (US32D) HINGES, NON RISING PIN, FLAT BUTTON TIP AND MATCHING PLUG. BALL BEARING, NON-REMOVABLE PIN AT OUT SWINGING DOORS, 4' X 2', 134' THICK. HAGER SPECIFIED, EQUAL PRODUCTS BY MCKINNEY OR STANLEY ARE ACCEPTABLE.

LOCKSETS: MORTISE TYPE, GRADE 1 OPERATIONAL, FLAT LIP STRIKE, WROUGHT BOX STRIKE COVER, CAST OR FORGED THROUGH-BOLTED LEVER TRIM BASED ON SARGENT STYLE B WITH ROSE STYLE L. LOCK FUNCTIONS AS SPECIFIED, VERIFY FUNCTIONS WITH USER. PRODUCTS BY BEST, SARGENT, OR CORBIN/RUSSWIN ARE ACCEPTABLE.

KEYING: KEY TO EXISTING 7-PIN INTERCHANGEABLE CORE SYSTEM. (3) CHANGE KEYS PER LOCK, (6) MASTER AND GRANDMASTER, (3) CORE KEYS, (3) CONSTRUCTION MASTERKEYS. KEYING ARRANGED THROUGH THE OWNER. PERMANENT CORE SHIPPED TO THE OWNER. BEST ACCESS SYSTEMS, NO SUBSTITUTIONS.

DOOR CLOSERS: HEAVY-DUTY, GRADE 1, HEAVY-DUTY ARMS, SIMILAR TO LCN 4000 SERIES WITH ALUM. FIN.

WALL MOUNTED DOME TYPE DOOR STOP.

RESILIENT FLOOR TILE NOTES:

PROVIDE RESILIENT FLOOR TILE IN NOMINAL 12" X 12" FACE DIMENSION FOR INSTALLATION OVER EXISTING CONCRETE DECK. DESIGN STANDARD BASED ON "STANDARD EXCELON" SUPPLIED BY ARMSTRONG WORLD INDUSTRIES, COLOR AND STYLE TO MATCH EXISITNG. INCLUDE SETTING ADHESIVES, PATCHING COMPOUND, SEALANTS, AND FINISH COATINGS AS NEEDED FOR COMPLETE INSTALLATION.

INSPECT SUBSTRATE AND PREP ACCORDING TO MANUFACTURER'S RECOMMENDATIONS. LEVEL EXISTING CONCRETE SUBSTRATE AS REQUIRED FOR TILE INSTALLATION. CLEAN, POLISH, AND SEAL INSTALLED TILE ACCORDING TO MANUFACTURER'S RECOMMENDATIONS.

RESILIENT WALL BASE NOTES:

PROVIDE 6" HIGH BY 1/8" THICK VINYL BASE IN ALL AREAS INDICATED TO RECEIVE. VINYL BASE ON THE FINISH SCHEDULE. PROVIDE ADHESIVES APPROPRIATE FOR THE SUBSTRATE AND AS RECOMMENDED BY THE MANUFACTURER. INSTALL WALL BASE IN MAXIMUM LENGTHS POSSIBLE, FORM CORNERS FROM STRAIGHT PIECES AND BACK CUT IN A V-SHAPED GROOVE TO FACILITATE OUTSIDE CORNERS. MECHANICALLY RESTRAIN OUTSIDE CORNERS UNTIL ADHESIVE HAS SET TO AVOID PUCKERING AND PULL AWAY. DESIGN STANDARD BASED ON JOHNSONITE, 16910 MUNN ROAD, CHAGRIN FALLS OH (800) 899-8916. COLOR TO MATCH EXISTING.

SELECTIVE DEMOLITION NOTES

REMOVE: REMOVE AND LEGALLY DISPOSE OF ITEMS EXCEPT THOSE INDICATED TO BE REINSTALLED, SALVAGED, OR TO REMAIN THE OWNER'S PROPERTY.

REMOVE AND REINSTALL: REMOVE ITEMS INDICATED; CLEAN, SERVICE, AND OTHERWISE PREPARE THEM FOR REUSE; STORE AND PROTECT AGAINST DAMAGE. REINSTALL ITEMS IN LOCATIONS INDICATED.

EXISTING TO REMAIN: PROTECT CONSTRUCTION INDICATED TO REMAIN AGAINST DAMAGE AND SOILING DURING SELECTIVE DEMOLITION. WHEN PERMITTED BY THE ARCHITECT, ITEMS MAY BE REMOVED TO A SUITABLE, PROTECTED STORAGE LOCATION DURING SELECTIVE DEMOLITION AND THEN CLEANED AND REINSTALLED IN THEIR ORIGINAL LOCATIONS.

IDENTIFY AND ACCURATELY LOCATE CAPPED UTILITIES AND OTHER SUBSURFACE STRUCTURAL, ELECTRICAL, OR MECHANICAL CONDITIONS. DOCUMENT THESE UTILITIES ON RECORD DRAWINGS PROVIDED TO ARCHITECT UPON COMPLETION OF PROJECT.

PROTECT WALLS, CEILINGS, FLOORS, AND OTHER EXISTING FINISH WORK THAT ARE TO REMAIN AND ARE EXPOSED DURING SELECTIVE DEMOLITION OPERATIONS. REMOVE AND TRANSPORT DEBRIS IN A MANNER THAT WILL PREVENT SPILLAGE ON ADJACENT SURFACES AND AREAS.

COVER AND PROTECT FURNITURE, FURNISHINGS, AND EQUIPMENT THAT HAVE NOT BEEN REMOVED.

CLEAN ADJACENT STRUCTURES AND IMPROVEMENTS OF DUST, DIRT, AND DEBRIS CAUSED BY SELECTIVE DEMOLITION OPERATIONS. RETURN ADJACENT AREAS TO CONDITION EXISTING BEFORE START OF SELECTIVE DEMOLITION.
DEMOLISH AND REMOVE EXISTING CONSTRUCTION ONLY TO THE EXTENT REQUIRED BY NEW CONSTRUCTION AND AS INDICATED.
DISPOSAL: PROMPTLY DISPOSE OF DEMOLISHED MATERIALS. DO NOT ALLOW DEMOLISHED MATERIALS TO ACCUMULATE ON-SITE.
TRANSPORT DEMOLISHED MATERIALS OFF OWNER'S PROPERTY AND LEGALLY DISPOSE OF THEM.
SWEEP THE AREA OF WORK BROOM CLEAN ON COMPLETION OF SELECTIVE DEMOLITION OPERATION

PATCH AND REPAIR NOTES

PROMPTLY PATCH AND REPAIR HOLES AND DAMAGED SURFACES CAUSED TO ADJACENT CONSTRUCTION BY SELECTIVE DEMOLITION OPERATIONS.

WHERE REPAIRS TO EXISTING SURFACES ARE REQUIRED, PATCH TO PRODUCE SURFACES SUITABLE FOR NEW MATERIALS.

RESTORE EXPOSED FINISHES OF PATCHED AREAS AND EXTEND FINISH RESTORATION INTO ADJOINING CONSTRUCTION TO REMAIN IN A MANNER THAT ELIMINATES EVIDENCE OF PATCHING AND REFINISHING.

PATCH AND REPAIR FLOOR AND WALL SURFACES IN THE NEW SPACE WHERE DEMOLISHED WALLS OR PARTITIONS EXTEND ONE FINISHED AREA INTO ANOTHER. PROVIDE A FLUSH AND EVEN SURFACE OF UNIFORM COLOR AND APPEARANCE.

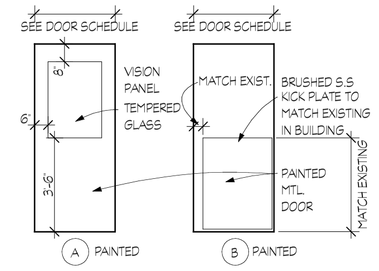

7 A1 DOOR TYPES
SCALE: 1/4"= 1'-0"

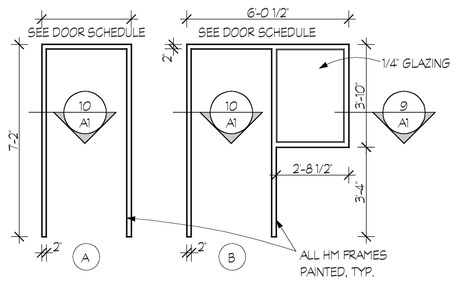

8 A1 FRAME TYPES
SCALE: 1/4"= 1'-0"

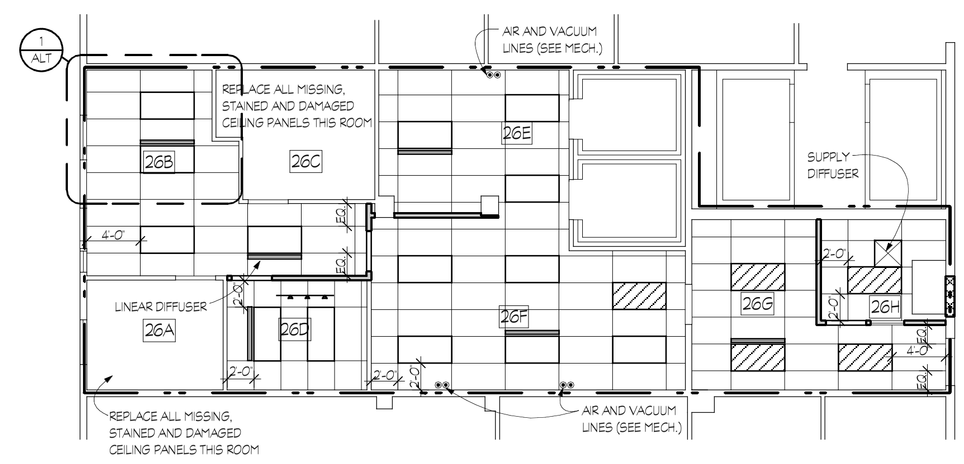

12 A1 DEMOLITION PLAN
SCALE 1/8"= 1'-0"

CEILING KEY
- LINEAR SLOT DIFFUSER
- NEW 2 x 4 FLUORESCENT FIXTURE TO MATCH EXISTING W/ ACRYLIC LENSE AND AIR HANDLING SLOTS
- REINSTALLED 2 x 4 FLUORESCENT FIXTURE W/ ACRYLIC LENSE
- INCANDECENT TRACK LIGHTING (DIMMABLE)

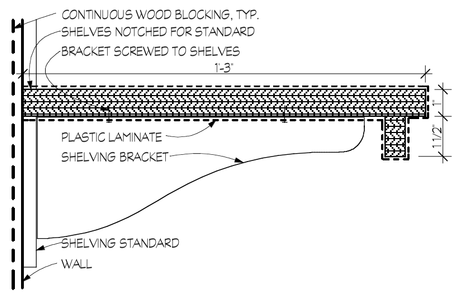

11 A1 SHELF DETAIL
SCALE 3"= 1'-0"

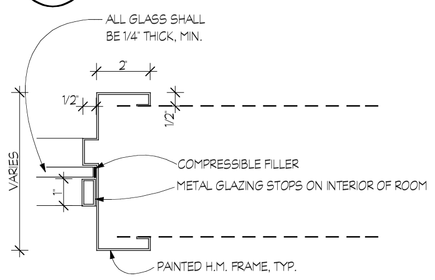

9 A1 H.M. FRAME DETAIL
SCALE 3"= 1'-0"

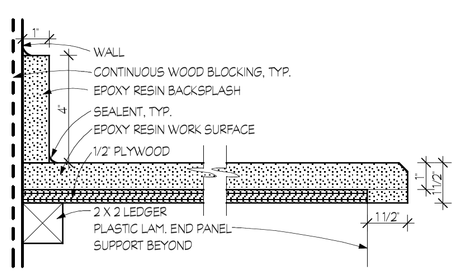

15 A1 WORK SURFACE DETAIL
SCALE 3"= 1'-0"

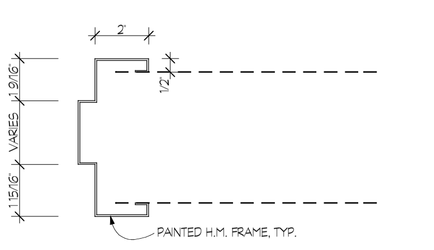

10 A1 H.M. DOOR FRAME DETAIL
SCALE 3"= 1'-0"

DOOR SCHEDULE				
DOOR NUMBER	DOOR TYPE	DOOR FRAME	DOOR SIZE	HDWR SET
26D	RE-USE EXISTING			
26F	A	A	3'-6'	1
26G	B	A	3'-6'	2
26H *	A	B	3'-0'	3
* PROVIDE 3/4' UNDERCUT				

HDWR SETS		
1	2	3
HINGES	HINGES	HINGES
LOCKSET OFFICE FUNCTION ON SOUTHSIDE OF DOOR	LOCKSET OFFICE FUNCTION	LOCKSET PASSAGE FUNCTION
DOOR STOP	DOOR STOP	DOOR STOP
	CLOSER	
	KICK PLATE	

FINISH SCHEDULE				
ROOM #	FLOOR	BASE	CEILING	WALLS
26A	EXISTING	EXISTING	EXISTING	PAINT
26B	EXISTING	VINYL (ALT 1)	APC (ALT 1)	PAINT
26C	EXISTING	EXISTING	EXISTING	PAINT
26D	EXISTING	VINYL	APC	PAINT
26E	EXISTING	VINYL	APC	PAINT
26F	EXISTING	VINYL	APC	PAINT
26G	VCT	VINYL	APC	PAINT
26H	VCT	VINYL	APC	PAINT

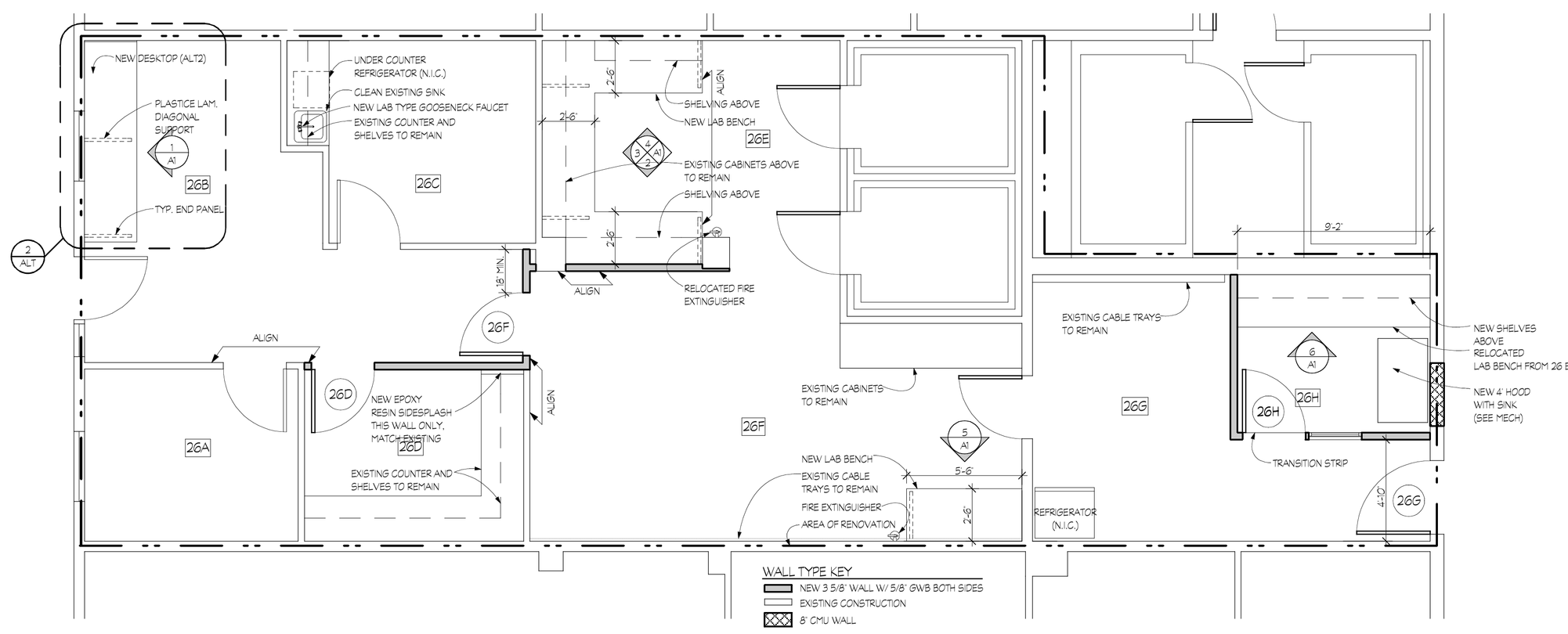

14 A1 FLOOR PLAN
SCALE 1/4"= 1'-0"

13 A1 REFLECTED CEILING PLAN
SCALE 1/8"= 1'-0"

Melville Thomas Architects, Inc.
ARCHITECTURE & PLANNING
600 Wyndhurst Ave ~ suite 245 // Baltimore, MD 21210
TEL: 410.433.4400 FAX: 410.433.4719
www.mtarx.com

JOHNS HOPKINS UNIVERSIY
AMES HALL LAB RENOVATION
PROJECT

FLOOR PLAN, DEMO PLAN
REFLECTED CEILING PLAN, DETAILS, NOTES
TITLE

12 JUNE 2001
ISSUE DATE REVISION DATE

CCD
DRAWN BY

A1
DRWG NO.